

Wavelength Meter
WR6-600 Series



HighFinesse
The Standard of Accuracy



Ångström

Available Measurement Ranges

WR6-600 Standard (VIS)	330 – 1180 nm
WR6-600 UV-I	248 – 1180 nm
WR6-600 UV-II	192 – 800 nm
WR6-600 VIS / IR-I	330 – 1750 nm

Absolute (and Other) Accuracies¹⁾

192 – 330 nm (with multi mode fiber)	0.6 pm
330 – 375 nm	900 MHz
375 – 800 nm	600 MHz
800 – 1180 nm	500 MHz
1180 – 1750 nm	400 MHz
Quick coupling accuracy (with 50 µm multi mode fiber)	600 MHz
Wavelength deviation sensitivity/Measurement resolution ²⁾	20 MHz
Linewidth estimation accuracy ³⁾⁴⁾	500 MHz

Measurement Speed⁵⁾

IR-I: 1500 Hz on request; all other wavelength ranges: 950 Hz

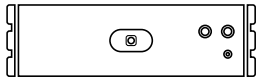
1) According to 3σ criterion, but never better than 20 % of the laser linewidth.

2) Standard deviation.

3) Not better than 20 % of the linewidth.

4) Each instrument in each mode can measure lasers with a linewidth up to 30 % of the corresponding FSR.

5) Depending on PC hardware and settings.



Wavelength Meter
WR6-600 Series



HighFinesse
The Standard of Accuracy



Ångström

Required Minimum Input Energy and Power⁶⁾

Standard (VIS)	0.02 – 15 μJ or μW
UV-I	0.02 – 109 μJ or μW
UV-II	0.02 – 200 μJ or μW
VIS/IR-I	VIS: 0.08 – 60 μJ or μW / IR-I: 8 – 800 μW

For low power instruments with increased sensitivity, please contact HighFinesse support.

FSR of the Fizeau Interferometers (Fine/Wide Mode)

16 GHz/100 GHz⁴⁾

WR6-600 VIS/IR-I and WR6-600 VIS/IR-II instruments: 32 GHz/32 GHz

Calibration

Built-in calibration

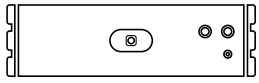
Recommended calibration period \leq 1 month

Warm-up Time

No warm-up time under constant ambient conditions

4) Each instrument in each mode can measure lasers with a linewidth up to 30 % of the corresponding FSR.

6) The CW power interpretation in [μW] compares to an exposure of 1 s (generally the energy needs to be divided by the exposure time to obtain the required power).



Wavelength Meter WR6-600 Series



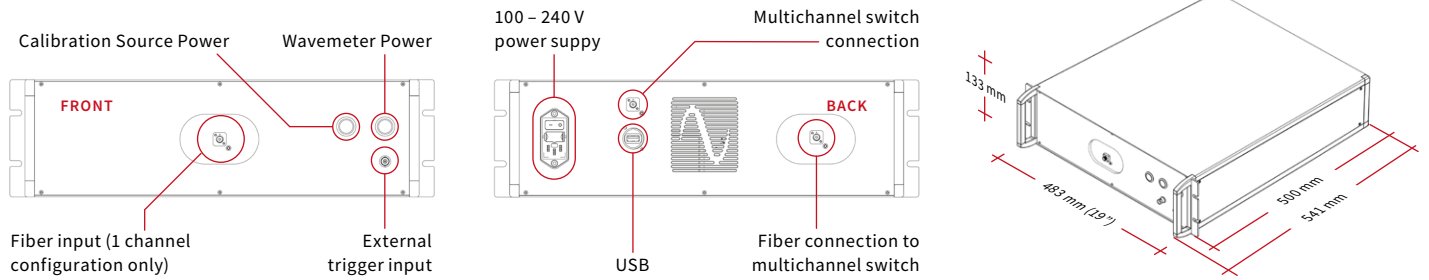
HighFinesse
The Standard of Accuracy



Ångstrom

Dimensions L × W × H ⁷⁾

541 × 483 × 133 mm



Weight

16 kg

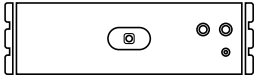
Interface

Control	High-speed USB 2.0 connection
External Trigger	BNC

Power Supply

100 – 240 V ~ 50/60 Hz 80 W

7) Dimensions with handles.



Wavelength Meter WR6-600 Series



Included Options

External Trigger (TTL)

All wavelength meters detect and measure pulsed signals automatically. Additionally, this option allows the user to trigger pulsed measurements externally. The TTL option guarantees synchronization between pulsed excitation and measurement. It provides low-noise signals without parasitic parts when measuring pulsed signals with low duty cycles.

Please note, if the option MC is ordered together with the TTL option, the TTL mode can only be used if the switch is set fixed to one input channel.

Options

Laser Control (PID)

With the PID option it is possible to stabilize the frequency of a laser connected to the wavelength meter using a software based proportional-integral-derivative controller (PID controller). Unlike analog PID electronics, the PID option provides software based signal processing, allowing the laser to be stabilized to a specific user defined frequency or regulated with an arbitrary pattern.

This makes it extremely useful in experiments where the laser frequency has to be actively regulated or varied to fit changing experimental conditions, such as laser cooling, atomic detection, trapping and spectroscopy.

Combined with the MC option the wavelength meter can be used to stabilize multiple lasers simultaneously. The regulation speed, quality and absolute accuracy match the measurement speed, relative accuracy and absolute accuracy of the wavelength meter respectively. The measurement speed is not affected by the regulation.

Linewidth Estimation (L)

The linewidth estimation of a singlemode laser source is performed by a special algorithm which eliminates the interferometer's instrument response function. The algorithm enables the estimation of the linewidth with an accuracy better than the tenth of the instrument FSR.

The linewidth option can also be used for measuring the linewidth of multimode lasers or lasers with sidebands. In this case, the longitudinal mode splitting needs to be less than the instruments spectral resolution and the calculated result is the FWHM of the envelope function of the multiline spectrum. Any instrument can be upgraded with the L-option.

Singlemode fibers are required.



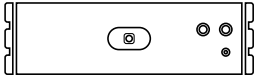
HighFinesse GmbH
Wöhrdstraße 4
72072 Tübingen, Germany



T +49 (0) 7071 - 53918 0
F +49 (0) 7071 - 5391899
M info@highfinesse.com



Additional information
and distributors:
www.highfinesse.com



Wavelength Meter
WR6-600 Series



HighFinesse
The Standard of Accuracy



Ångström

Typical Applications

The WR6-600 series offers an accuracy of 600 MHz. It is used for pulsed lasers and cw laser. It is a perfect match with multimode fibers and the multichannel option taking the advantage of the broad spectral acceptance range of multimode fiber and switching technology. Therefore it offers cost-efficient, multipurpose wavelength monitoring and control.

Further Information

For further technical information, application examples, diagrams and for customization of the WR6-600 series please contact:

HighFinesse Team

service@highfinesse.de



HighFinesse GmbH
Wöhrdstraße 4
72072 Tübingen, Germany



T +49 (0) 7071 - 53918 0
F +49 (0) 7071 - 5391899
M info@highfinesse.com



Additional information
and distributors:
www.highfinesse.com